

MAGNETIZER®

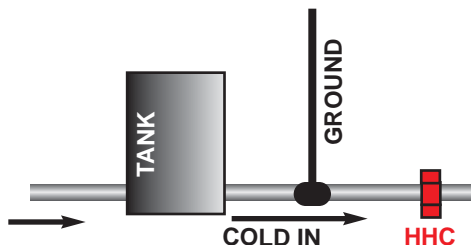
the international free energy company

HARD WATER CONDITIONER SYSTEM (HHC)

PLACEMENT & INSTALLATION INSTRUCTIONS

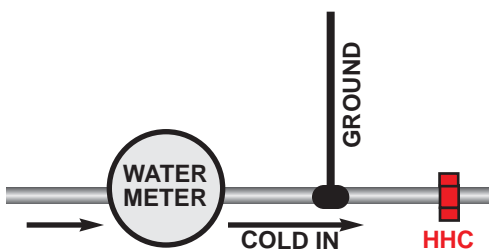
PLACEMENT (cold)

for WELL WATER



If your water is provided by a well, the HHC UNIT is installed on the cold water pipe exiting the water pressure tank. Additionally, the HHC UNIT should always be placed after any electric ground wire clamp that uses the cold water line for grounding, as shown above.

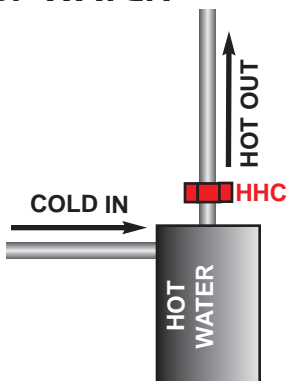
for CITY WATER



If you have a water meter, the HHC UNIT is installed on the cold water pipe, after the water meter itself, as shown. Additionally, the HHC UNIT should always be placed after any electric ground wire clamp that uses the cold water line for grounding, as shown above.

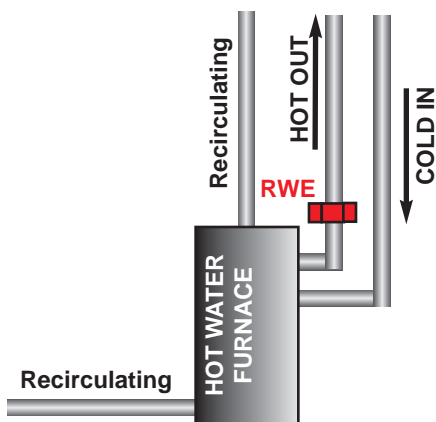
PLACEMENT (hot)

for WATER



Place the HHC UNIT on the hot water pipe outlet, usually at the top of the water heater as shown above.

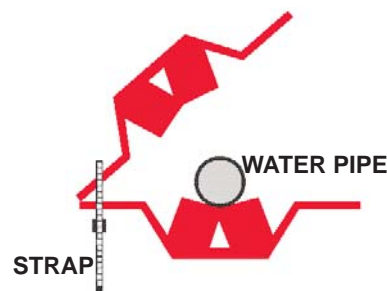
for FURNACES



Place the HHC UNIT on the domestic hot water outlet pipe (1/2" to 3/4" pipe) as shown above. NOTE: do not place it on the heater recirculating line (1 3/4" to 2" pipe). If you are experiencing a coil blockage or restricted flow have your local plumber clean the coil.

INSTALLATION

for HOT & COLD WATER PIPES



Step one: Pull strap through holes at one end of HHC unit, and loop through locking device, pulling strap almost tight.

STEP 2



Step Two: Place HHC unit around pipe, and repeat step one with other strap. Tighten both straps until unit is tight on pipe. You are now ready to experience free magnetic energy as it conditions your water.

• VERY IMPORTANT FLUSHING REQUIREMENTS •

EASY STABILIZATION REQUIREMENTS FOR A LIFETIME OF NATURAL WATER TREATMENT

Stabilization is the process of removing all the existing scale from inside your water pipes, fixtures and appliances. It is required that after installing your MAGNETIZER HHC SYSTEM, you open all your taps (hot & cold) at all sinks, showers and bathtubs while flushing the toilets for a period of 10-15 minutes once a week for the first three weeks. This flushing technique will accelerate the "Stabilization Period" enabling you to enjoy the wonderful benefits of permanent, naturally conditioned, softer water quicker. During the flushing cycle, some sediment may be deposited in the bathtub. Additionally, your water heater should be flushed by opening the bottom valve and allowing the water to run out until it runs clear. This should be done at approximately two to three week intervals, until you open the bottom valve and the water runs out clear. If your water heater is a year old or less, this flushing requirement should not be necessary. If you have any questions about how to flush your water heater contact your local plumber.

WELCOME TO THE WORLD OF FREE ENERGY

Congratulations on your purchase of a MAGNETIZER SYSTEM and welcome to the world of free energy. This unique and patented product is a technological break-thru, that has been over a decade in the making. Continuing research, development and testing provide you with the most powerfully effective systems on the market. MAGNETIZER has not only pioneered the technology but has advanced the science that provides the user with a revolutionary system that works naturally, without any chemicals, or cost to power it. The MAGNETIZER SYSTEM runs on permanent space age magnets which means 50 years from now your MAGNETIZER SYSTEM will be just as effective as the day you strapped it on to your pipes for the first time. All MAGNETIZER SYSTEMS are backed by a lifetime power warranty. The development team at MAGNETIZER is continuing their research and testing on new energy free products that will affect the way we feed and heal the world. We are dedicated to the principle of providing free energy products to the world, that will raise the quality of life, while protecting and improving the environment. MAGNETIZER is proud to welcome you to the first step in a world where free magnetic energy is our future.

RESULTS AND CHANGES TO LOOK FOR

SOFTER WATER: The MAGNETIZER provides the effect of soft water in a safe and natural manner. It conditions water by reducing the surface tension, without removing the vital mineral content. The MAGNETIZER magnetic influence causes the mineral scale build-up to dissolve. The MAGNETIZER does not remove any of the healthy minerals, therefore there will be no reduction in mineral count (grains of hardness). The minerals, however, will no longer form hard scale in your plumbing system

REDUCED SOAP USAGE: Because the MAGNETIZER makes water wetter/softer by reducing the surface tension, it will be necessary to reduce the amount of your laundry detergent and dishwashing soap. It is recommended for glassware and dishes that a liquid soap be used for best results.

DESCALING PIPES: The strong influence of the MAGNETIZER immediately goes to work undoing the scale buildup from years of hard water scale accumulation. This process of removing or dissolving old scale is a long term process. Early results will be seen as the calcium build-up on shower heads and appliances dissolve and disappear. Slow water flow will be increased.

Look For Other MAGNETIZER Systems for Home & Industry

WATER SYSTEMS: • Pool & Spas • Apartments • Condos • Hotels • Motels
Commercial/Industrial Boilers • Cooling Towers • Heat Exchangers • Industrial Water Treatment • Irrigation Systems • Factories • Industrial Production Systems • Heavy Equipment De-Scaling • Home & Industry Heating & Cooling Systems

FUEL SYSTEMS: • Automobiles • Trucks • Motorcycles • Motor Homes • Boats • RV's
Heavy Equipment • Generators

PLEASE: If you have any questions, contact your local MAGNETIZER Distributor

The MAGNETIZER Lifetime Power Warranty

Should your MAGNETIZER SYSTEM ever lose its magnetic field, MGI guarantees immediate and unquestioned replacement. Simply send the system to: MAGNETIZER at 6191 KellersChurch Rd. Pipersville, PA 18947. Your system will promptly be replaced.